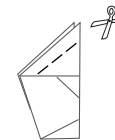
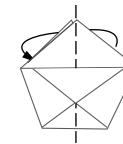
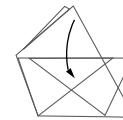
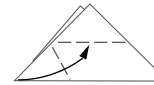



# Give a Gift in Someone's Name to The Great Sprout Tuck-In!

Let your friends and family know about your gift by giving them this personalized donation card.



front

back

1. With a grown-up, use safety scissors and cut along the dotted lines.

2. Fold it diagonally in half so logo is in front.

3. Fold the bottom left corner up and in.

4. Fold the bottom right corner up and in.

5. Take only the top layer and fold down a triangle.

6. Fold the whole thing in half.

7. Cut small triangle out of the top fold and open it flat.

8. Now just tuck your gift card into the holder!

**Because you're so special,**

a donation has been made on your behalf to  
**The Great Sprout Tuck-In**, a nationwide drive that delivers  
 cozy new PJs and brand new bedtime books to children in need.

To learn more or find out how you can help, please visit [SproutOnline.com](http://SproutOnline.com).

To: \_\_\_\_\_

From: \_\_\_\_\_



Every child deserves a good night

The Great Sprout Tuck-In proudly benefits

